

BOX



Box

With its discreet design, Box is one of the most customizable furniture of the Waste series. Available in sizes 140 and 190 liters and is made for frequent use. Let it blend into the interior or stand out with an exciting color. Box comes in several different basic modules, choose different designs for a practical combination that suits your purposes. The insert gaps in sheet metal are also available in standardized information colors, for easier and neater recycling.

Facts

Material: 19 mm particle board in standard white direct laminate alt. oak, birch or white pigmented ash veneer. Available as lacquered in any colour. Inserts in 2 mm sheet metal in powder coating or stainless steel.

Container volume: Base modules available in 140 and 190 l

Bin size: 10 l up to 190 l. Cardboard trolley medium, garbage bag holder 125 l

Gap size: 200 x 200 mm, 160 x 200 mm for double gaps 350 x 350 mm for large gap

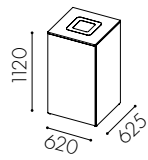
Door hanging: Left hung

Handle: Standard profile handle 200 mm in white, black, or stainless steel

Adjustable feet are standard

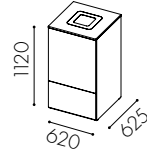
Labels: Cut-out decal in vinyl plastic and adhesive decal according to Nordic standards

Box 140 I



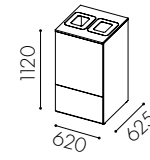
W3111

1 door for roll container
140 l



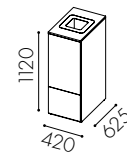
W3112

Door at the top for 1x90 l
bin and drawer beneath*



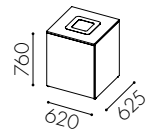
W3113

Door at the top for 2x60 l
bin and drawer beneath*



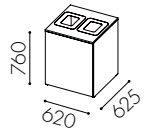
W3114

Door at the top and
drawer beneath**



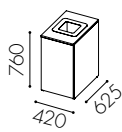
W3115

Low module with 1 door
for 1x90 l bin



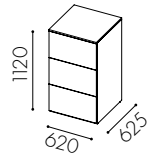
W3116

Low module with 1 door
for 2x60 l bin



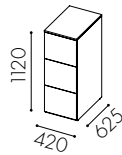
W3117

Low module with 1 door
for 1x60 l bin



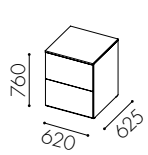
W3118

3-drawer module*



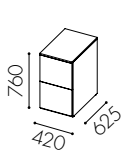
W3119

3-drawer module**



W3120

2-drawer module*



W3121

2-drawer module**

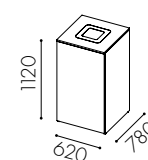
Drawer options for 620 mm width*

1. 1 pc 42 l
2. 1 pc 42 l + 2 pcs 10 l
3. 2 pcs 21 l
4. 2 pcs 21 l + 2 pcs 10 l
5. 2 pcs 19 l
6. 2 pcs 19 l + 2 pcs 10 l
7. 6 pcs 10 l
8. 2 Recycling cases 25 l

Drawer options for 420 mm width**

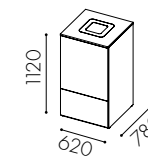
1. 1 pc 21 l
2. 1 pc 21 l + 1 pc 10 l
3. 1 pc 19 l
4. 1 pc 19 l + 1 pc 10 l
5. 2 pcs 19 l
6. 1 pc 19 l + 2 pcs 10 l
7. 4 pcs 10 l
8. 1 Recycling case 25 l

Box 190 I



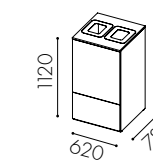
W3211

1 door for roll container
190 l



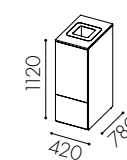
W3212

Door at the top for 1x90 l
bin and drawer beneath*



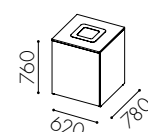
W3213

Door at the top for 2x60 l
bin and drawer beneath*



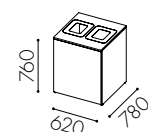
W3214

Door at the top and
drawer beneath**



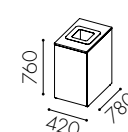
W3215

Low module with 1 door
for 1x90 l bin



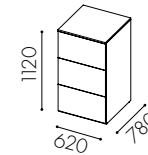
W3216

Low module with 1 door
for 2x60 l bin



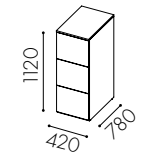
W3217

Low module with 1 door
for 1x60 l bin



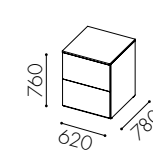
W3218

3-drawer module*



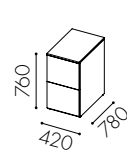
W3219

3-drawer module**



W3220

2-drawer module*



W3221

2-drawer module**

Drawer options for 620 mm width*

1. 1 pc 42 l
2. 1 pc 42 l + 2 pcs 10 l
3. 2 pcs 21 l
4. 2 pcs 21 l + 2 pcs 10 l
5. 2 pcs 19 l
6. 2 pcs 19 l + 2 pcs 10 l
7. 6 pcs 10 l
8. 2 Recycling cases 25 l

Drawer options for 420 mm width**

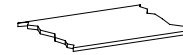
1. 1 pc 21 l
2. 1 pc 21 l + 1 pc 10 l
3. 1 pc 19 l
4. 1 pc 19 l + 1 pc 10 l
5. 2 pcs 19 l
6. 1 pc 19 l + 2 pcs 10 l
7. 4 pcs 10 l
8. 1 Recycling case 25 l

The modules are complete with benchtop, gaps, and sheet metal insert in one of the standard colors

Information about the inserts in sheet metal can be found on the next page

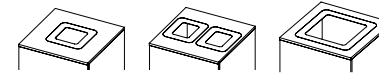


Krönskiva



Indicate when ordering several modules if a joint bench top is desired.
The maximum length of a bench top in one piece is 2470mm.
Profile handle 200 mm in white, black, or stainless steel included.

Insert plate in sheet metal



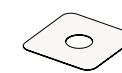
- W3414** Single sheet metal insert plate
Single insert 320x320, Gap size 200x200
- W3415** Double sheet metal insert plate
Double insert 270x320, Gap size 150x200
- W3416** Big insert 470x470, Gap size 350x350



- W3440**
Insert with lid in
standard white

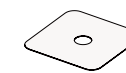


- W3441**
Insert with lid for double
gap in standard white



- W3460**
Insert for cans Ø100
320x320

- W3462**
Insert for cans Ø100
270x320



- W3461**
Insert for cans Ø62
320x320

- W3463**
Insert for cans Ø62
270x320



Colors for insert in sheet metal for Box

Vit -51 is our standard for metal inserts.
The insert can also be powder coated in any color from the RAL Classic series.

-51



White
Standard

-52




Black

-13

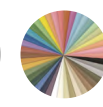


Brushed stainless
steel

Laminate



White
Standard




High pressure
laminate

Veneer

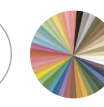


Ash veneer
White pigmented

Lacquered

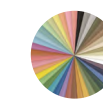


0500-N
Standard



Other colour
Additional fee

Powder coated inserts



Other colour
Additional fee