

BOX MINI






Box Mini

Loved Box but needs less storage? Here comes Box Mini! With an equally practical design, but in a smaller format, the Box Mini is suitable for smaller workplaces and premises. Like the larger version, Box Mini's metal insert plates can have different colors than the module itself. Either as an informative color when sorting or as a stylish accent. The furniture comes in two different sizes, adapted for garbage bags or sorting bins, as well as a pull-out sack holder to avoid heavy lifting.

Facts

Material: 16 mm particle board in standard white direct laminate alt. oak, birch or white pigmented ash veneer.
Available as lacquered in any colour. Inserts in 2 mm sheet metal in powder coating or stainless steel.
Container volume: 72 l
Bag size: 125 l, extendable bag holder included in module W3311
Bin size: 60 l
Gap size: 150 x 200 mm
Door hanging: Left hung
Handle: Standard profile handle 40 mm in white, black, or stainless steel
Adjustable feet are standard
Labels: Cut-out decal in vinyl plastic, sheet metal, and adhesive decal according to Nordic standards



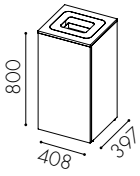


Box Mini

3x W3311 with joint bench top. Inserts in sheet metal. With decals in black.

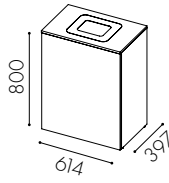


Box Mini



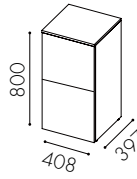
W3311

With extendable bag holder
for 125 l bag



W3312

For 60 l bin



W3313

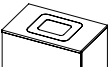
1 pc 19 l bin per drawer

Bench top



Indicate when ordering several modules if a joint bench top is desired.
The maximum length of a bench top in one piece is 2470mm.
Profile handle 40 mm in white, black, or stainless steel included.

Insert plate in sheet metal



W3416

Insert
Insert 270x320, Gap size 150x200



W3441

Insert with lid, standard white
Insert 270x320, Gap size 150x200



W3462

Insert for cans Ø100
270x320



W3463

Insert for cans Ø62
270x320

Colors for insert in sheet metal for Box Mini

Vit -51 is our standard for metal inserts.

The insert can also be powder coated in any color from the RAL Classic series.

-51



White
Standard

-52



Black

-13



Brushed stainless
steel

The modules are complete with benchtop, gaps, and sheet metal insert in one of the standard colors

Laminate



White
Standard



High pressure
laminate

Veneer



Ash veneer
White pigmented

Lacquered



0500-N
Standard



Other colour
Additional fee

Powder coated inserts



Other colour
Additional fee